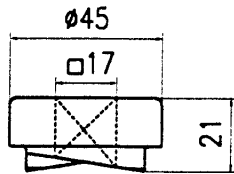
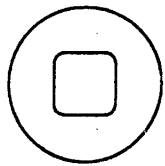


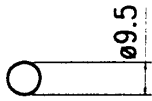
Rätschenkurbel Manivelle à cliquet

1,5 - 20t

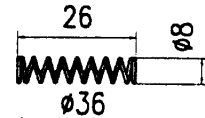
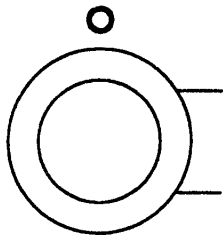
95
RK 95



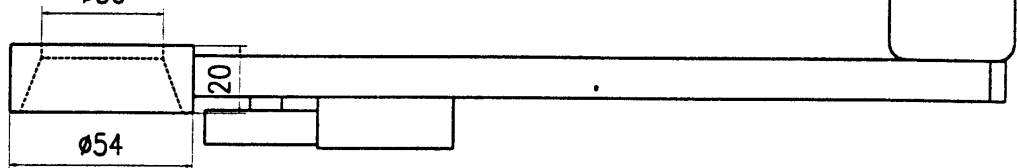
7432 Klauenring
Anneau d'arrêt



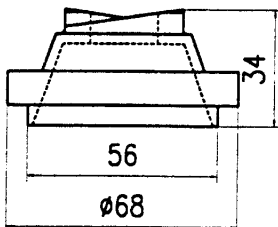

5131 Federdruck-Kugel
Bille à ressort



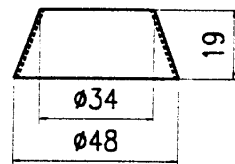
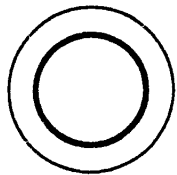
5231 Spiraldruckfeder
Ressort



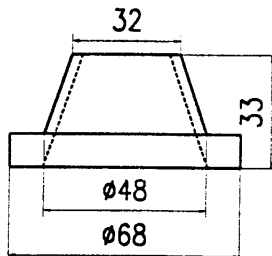
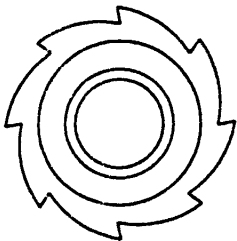
R31 Kurbelarm kompl.
Manivelle à cliquet complet



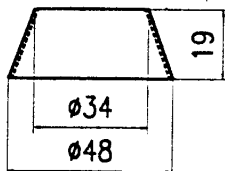
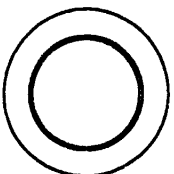
7234 Klauenkonus
Roue à toc



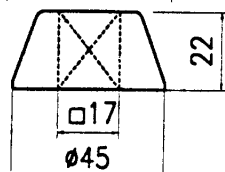
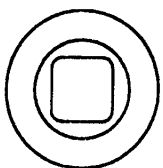
7634 Bremsbelag
Cône de friction



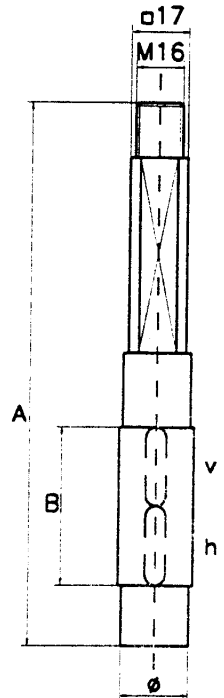
7134 Klinkenradkonus
Cône d'arrêt



~~7634~~ Bremsbelag
Cône de friction



7031 Konus mit 4-kt.
Cône



Kurbeltrieb *Engrenage de la manivelle*

Art.	Modell	A	B	ø
3231	1,5 / 3t	170	46	20
3233	5t	178	55	20
3234	5t verstärkt	184	61	22
	7t			
	10t			
	15t			
	20t			